

Greening of „Stratégie béninoise de Croissance pour la Réduction de la Pauvreté“ (SCRIP → PRSP)


Axel Olearius (GTZ)

Camille-Alex Dagba (Agence Béninoise de l'Environnement)

Hugo van Tilborg, Karina Nikov (GTZ)


OECD DAC SEA Task Team Meeting

Hanoi, 5-6 December 2008



Overview

- Background facts
- Stakeholders
- Process
- Outcomes/results
- Post-greening process
- Challenges and lessons



Background (i)

Situation in Benin




- Economy mainly based on agriculture
- But: natural resources endangered due to degradation, population pressure
- Results: loss of soil fertility, overexploitation of natural resources, costal erosion
- Benin is a HIPC- and LDC-Country, therefore: PRSP



Background (ii)

First PRSP in Benin

- Approved in 2003 for the years 2003-2005
- Did not consider correlation between poverty, agriculture and forestry
- No analysis of the initial environmental situation
- Environmental aspects only considered as a sector issue (*copy paste of Env. Action Plan*)
- Lack of indicators on environment and sustainability (*one one but not measurable*)



Background (iii)

Objectives of Greening PRSP & SEA

- Mainstream environment and sustainable use of natural resources in PRSP II and linking them to poverty-reduction
 - Develop policy alternatives to environmentally problematic measures/activities planned in the different sectors
 - Promote sustainable development programmes
 - Develop a set of measurable environmental indicators for the PRSP II
- „Greening PRSP“ became one of 5 overarching goals of PRSP-Process (ToR)

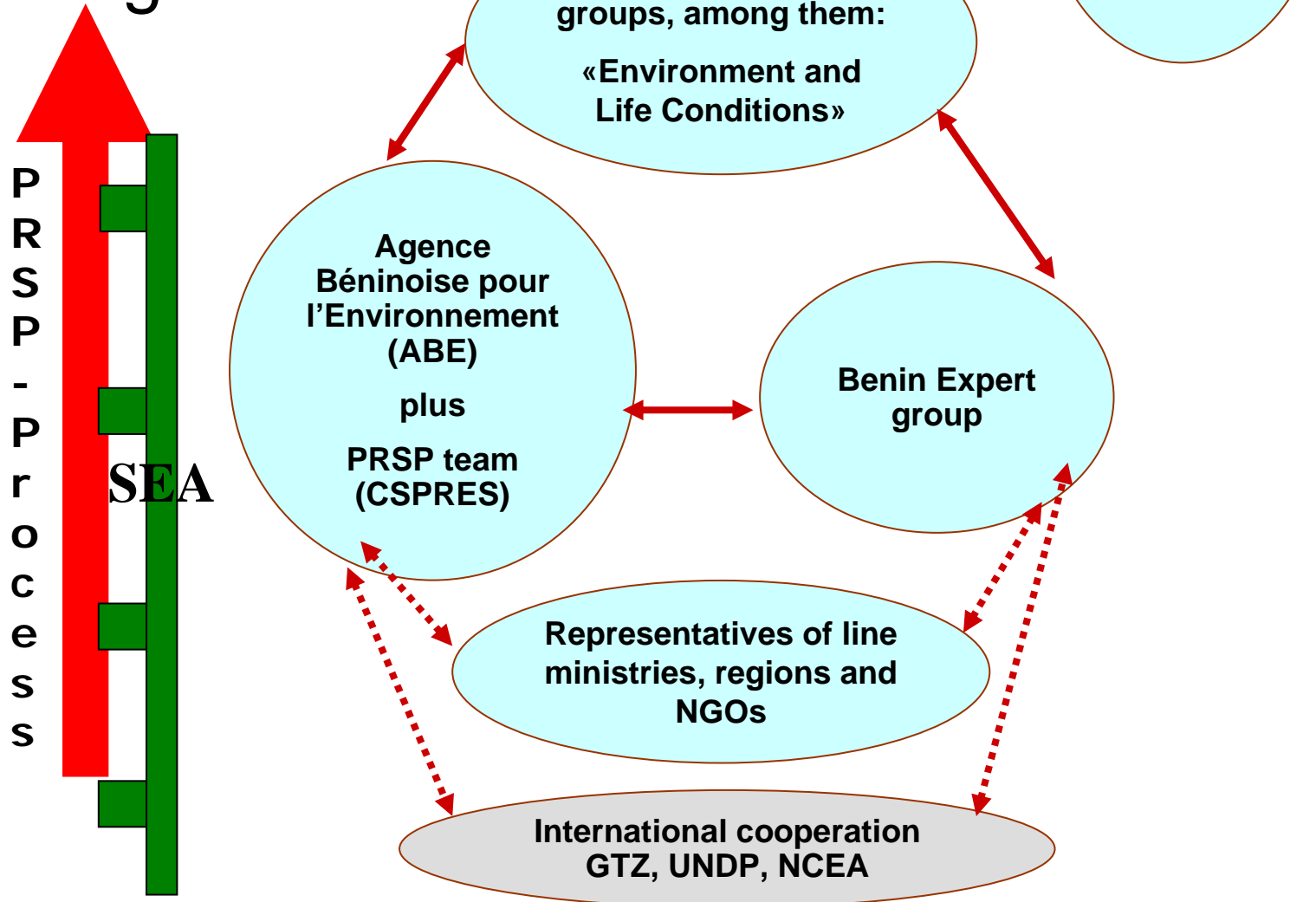
Process

Stakeholders

- Process was coordinated by Agence Béninoise de l'Environnement (ABE); ABE first asked for support for env. indicators, later suggested SEA
- Close collaboration between ABE and Ministry of Finance
- Other stakeholders: representatives of line ministries, regions and NGOs
- Exchange of experiences with SEA stakeholder in Ghana
- Supported by GTZ on behalf of BMZ, UNDP and NCEA

Process

Steering model



Process

Some steps & mechanisms

PRSP

- October 2005: start of PRSP II elaboration process for the period 2007-2009
- Draft Version PRSP II (January 07)
- Version xy of “Programme d'Actions Prioritaires de la SCRP” (March 07)
- Final Version PRSP II (April 07)

SEA

- Review of PRSP 1 & Screening (Nov. 05 – Feb. 06)
- Scoping (February 06)
- Training in negotiation skills for “ambassadors for environment” (May 06)
- Workshop of Environmental and PRS experts (November 06)
- Seminars on recommendations including regional level (Dec. 06 – Feb. 07)

Process

Tools (i) « Matrice de Verdissement »

PARAMATRES ACTIONS	RESSOURCES ENVIRONNEMENTALES REQUISES	ENJEUX ENVIRONNEMENTAUX POSSIBLES	EFFETS ENVIRONNEMENTAUX POSSIBLES	GROUPES CIBLES LES PLUS AFFECTES	PONDERATION				RECOMMANDATIONS	INDICATEURS
					[- 5 ; - 3] Tr.N	[- 3 ; 0] N	[0 ; 3] P o	[3 ; 5] Tr. P		
DOMAINE										

Tools (ii) Concrete suggestions

Axe 1: Accélération de la croissance

DRAFT PRSP:

Pour inverser la tendance de la faible croissance économique, le GVT entend accroître ses investissements en infrastructures économiques et promouvoir la diversification et l'intégration du tissu industriel.

Quatre objectifs spécifiques:

- 1) la stabilisation du cadre macroéconomique;
- 2) la dynamisation du secteur privé;
- 3) la diversification de l'économie et
- 4) la promotion de l'intégration régionale.

SEA

Compléter par : «...dans une optique de durabilité, il convient de prendre chaque fois les dispositions ci-après:

i) la systématisation de l'EIE et de l'audit


environnemental;
ii) l'institutionnalisation de la fonction environnement dans les unités industrielles;

iii) le suivi de la qualité des ressources naturelles et du milieu ».

Process

Tools (iii) Mandated communication

Ambassadors
for Environment





Outputs

Greening PRSPII

- Review study PRSP 1 as screening report
- Scoping Workshop Summary
- Reports for thematic groups with concrete suggestions
- Contributions to PRSP 2
- Evaluation by ABE & consultants (“Rapport de Capitalisation”)
- Technical Guide / manual for Greening PRSP (“Guide Méthodologique”)
- Information brochure for broader public
- Contributions to Plan d’Action Prioritaires (PAP)

REPUBLIQUE DU BENIN
Fraternité - Justice - Travail



STRATEGIE DE CROISSANCE POUR LA REDUCTION DE LA PAUVRETE

Version Finale


Avril 2007

REPUBLIQUE DU BENIN
Fraternité - Justice - Travail



Programme d'Actions Prioritaires de la SCRP 2007-2009

MARS 2007



Outcomes

- SEA facilitated dialogue, involved all kind of stakeholders and contributed positively to the overall planning process
- Stakeholders confirmed, that SEA has been a vital contribution for integrating environmental considerations into the PRSP
- Successful environmental mainstreaming can be proved through text elements

Objectives SEA	Outcomes
Mainstream environment and sustainable use of NR ... and linking them to poverty-reduction	<ul style="list-style-type: none"> ▪ <i>Environment & Nature Conservation sector increasing expenditures 2007-2009 by the factor 3.5 (later on revised)</i> ▪ Chapter on “Balanced and sustainable development” (= more than copy paste of National Env. Programme) ▪ Environmental aspects in almost all other chapters ▪ SEA and greening process explicitly mentioned in PRSP
Develop policy alternatives ...	<ul style="list-style-type: none"> ▪ 21 of 30 concrete suggestions and formulations have been taken into account; focus on <ul style="list-style-type: none"> -Infrastructure -Environmental Assessment System improvements -Good governance
Promote sustainable development programmes	<ul style="list-style-type: none"> ▪ E.g. call for « Renforcement de la gouvernance environnementale. » ▪ Futur work do be done
Develop a set of measurable environmental indicators ...	<ul style="list-style-type: none"> ▪ More environmental indicators in the PAP, but difficult to measure

Dépenses du secteur Environnement (en milliards de Fcfa)

	2007	2008	2009
Rémunérations	1,57	3,61	7,18
Dépenses de fonctionnement	1,35	3,28	6,80
Transferts	1,38	2,77	4,85
Investissements	11,95	24,36	44,35
TOTAL	16,25	34,01	63,17


Dépenses du secteur Environnement par programme (en milliards de Fcfa)

	2007	2008	2009
Environnement	11,81	25,07	47,31
Assainissement	0,89	1,82	3,37
Gestion des eaux résiduaires	1,72	3,44	6,02
Hygiène et Education	1,72	3,44	6,02
TOTAL	16,25	34,01	63,17

	2007	2008	2009
Secteurs sociaux	30,3	30,0	30,5
Education	19,1	18,9	19,0
Enseignements Primaire et Secondaire	14,8	14,6	14,7
Enseignement Supérieur et Formation Professionnelle	4,3	4,3	4,2
Santé	9,2	9,2	9,5
Développement Social et Culturel	1,9	1,9	2,0
Famille, Femme et Enfant	0,9	0,9	0,9
Culture, Sport et Loisir	1,0	1,0	1,0
Production et commerce	13,8	14,8	14,8
Agriculture, Elevage et Pêche	11,3	12,2	12,2
Commerce et Industrie	1,2	1,2	1,3
Tourisme et Artisanat	0,5	0,5	0,5
Micro finance et PME	0,9	0,9	0,9
Infrastructures Productives	17,9	19,3	23,9
Transport et Travaux Publics	12,1	11,3	11,3
Communication et Nouvelles Technologie	0,4	0,4	0,4
Environnement et Protection de la Nature	2,5	4,7	9,1
Mines, Energie et Eau	2,9	2,9	3,0

Annexe 24 : Cadre des Dépenses à Moyen Terme en % des dépenses totales

	2007	2008	2009
Secteurs sociaux	30,6	30,7	31,2
Education	19,7	19,7	19,3
Enseignements Primaire et Secondaire	14,9	14,5	14,1
Enseignement Supérieur et Formation Professionnelle	4,8	5,2	5,2
Santé	9,1	9,2	10,1
Développement Social et Culturel	1,8	1,8	1,9
Famille, Femme et Enfant	0,7	0,8	1,0
Culture, Sport et Loisir	1,1	1,0	1,0
Production et commerce	8,5	8,3	9,1
Agriculture, Elevage et Pêche	5,4	5,4	5,9
Commerce et Industrie	1,3	1,4	1,4
Tourisme et Artisanat	0,5	0,7	0,8
Micro finance et PME	1,2	0,9	0,9
Infrastructures Productives	19,5	21,7	23,0
Transport et Travaux Publics	12,1	14,6	15,9
Communication et Nouvelles Technologie	0,4	0,4	0,4
Environnement et Protection de la Nature	2,4	2,1	1,7




Challenges & Post-greening (i)

- Proper follow-up of environmental measures contained in the SCRP and the PAP is not easy
- “Environmental Cells” have not been part of thematic groups
- Training for “Environmental Cells” in the sector ministries is still pending, part of post-greening
- The accent on the mandate and obligation for greening and post-greening could have been stronger at all levels (national, sectors, departments, communities)
- Have costs of the environmental measures in the PRSP been properly estimated and will the sector ministries provide funds needed to execute environmental measures?



Challenges & Post-greening (ii)

- PRSP was elaborated after line ministries had already adopted their strategies. Mid-2008, the ministry of finance initiated “alignment process” - sector ministries were asked to review their strategies and align them to PRSP (including integration of environmental aspects)
- Greening of Local Development Plans (Greening of LDPs is explicitly demanded in new National Guideline for LDPs); ABE is in charge (7 ministries); follow up by expert assigned by Ministry
- Establishing a monitoring system to follow-up implementation of environmental recommendations



Lessons Learnt

- High level commitment helped to make the SEA influential
- SEA facilitated planning process and canalised follow-up
- Role of driving forces and individuals behind SEA cannot be underestimated. How to deal with it?
- Strong flexibility is needed in case of process delays
- What is the role of PRSPs?
- Go for case study based on the different benin documents



**Verdissement de la Stratégie
béninoise de Croissance pour
la Réduction de la Pauvreté**

**Histoire sociale,
méthodologie,
processus et acteurs,
leçons...**



Thank you!